



Hunting dogs


JK to Grade 3

Match the activity

After watching *Fascinating Facts: Hunting Dogs* you learned many facts about these incredible hunting companions. Look at the images below and write down what type of hunting dog we would use for each species or activity. Write **SS** for scent and sight hunting, **T** for treeing and **BT** for blood tracking



1




2



3



4



5




Hunting dogs

Grades 4 to 8

Amazing dogs

After watching *Fascinating Facts: Hunting Dogs* you learned about our incredible hunting companions. Complete the mazes for each type of dog to find their target species, then match the statements below with the correct dog description. When you're done, work on the reflection question and hand it in to you



Match the statement

1. This dog has an incredible sense of smell and can follow a trail of scents left behind by animals. It's commonly used to track down lost animals or to hunt animals like deer. A B C D

2. This dog uses its sharp eyes and quick reflexes to spot prey in the field. It's known for running fast and can see prey from a distance. A B C D

3. These dogs are excellent at tracking animals up trees, such as squirrels or raccoons. They bark loudly once they've found the prey high up in the tree. A B C D

4. These dogs are trained to follow the scent of blood to locate animals that have been shot. They are often used by hunters to track wounded game.

A B C D

A. Blood Tracking Dog

B. Sight Hunting Dog

C. Treeing Dog

D. Scent Hunting Dog

Reflection question

Imagine you are a hunter or animal tracker. You can choose only one type of dog for your mission. Based on what you've learned, which type of dog would you pick and why? Write a short paragraph explaining your choice.



The OFAH | Mario Cortellucci

**HUNTING & FISHING
HERITAGE CENTRE**



**OFAH
FOUNDATION**

Hunting dogs

Answers

Match the dog activity

1. T
2. SS
3. T
4. SS
5. BT

Match the statement

1. D
2. B
3. C
4. A



Find more lesson plans at ofahfoundation.org/learn